



VelowUp!

Smart Bicycle Parking

VelowUp![®]

Smart Bicycle Parking



VelowUp![®]

- Vertical bicycle parking
- Compact parking (> 40% space saving)
- Bicycle parking without any effort
- Suitable for small spaces
- Minimum required height: 1,95m
- For nearly every type of bike
- Perfect for f.e. race bikes (vulnerable bikes) and mountain bikes (heavy bikes, fat tires)
- Easy to install
- Maintenance free



VelowUp!®

Smart Bicycle Parking




VelowUp!®

Smart Bicycle Parking



VelowUp!®

Smart Bicycle Parking



VelowUp!® is a registered product of Lo Minck Systemen BV, Lisserbroek, Holland

VelowUp!®

Smart Bicycle Parking

Before




Lack on parking capacity, narrow


After (with VelowUp!)



Additional parking capacity, more room to move



Parking capacity for 9 cars



Parking capacity for 129 bicycles

VelowUp!®


Smart Bicycle Parking

Before




Old situation; wild bicycle parking (messy, inefficient)

After



*New situation: 15 VelowUp!'s between pillars; more efficient/
more parking spots and wild parking avoided.*



Old situation; a lot of unused space



New situation: 7 VelowUp!'s placed on the head of a two tier rack

VelowUp!®

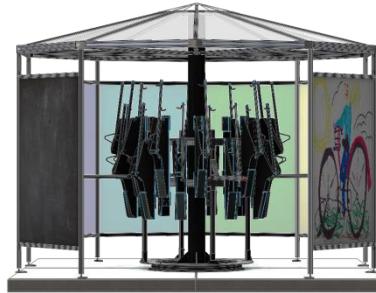
Smart Bicycle Parking

VelowUp!® carrousel

- Capacity: 20 bikes
- Dimension: diameter 4m/16m²
- Rotating base

Options:

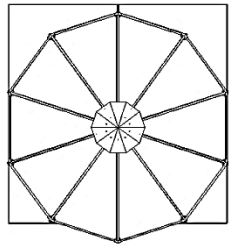
- Polycarbonate/aluminium roof
- Polycarbonate/aluminium cladding
- Sun-energy feeded led-lightning



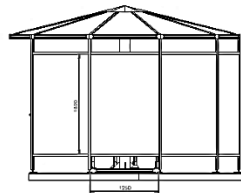
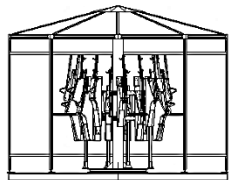
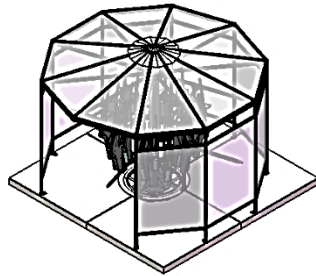
Customized cladding



Carrousel with roof



Entree zijde



Carrousel with roof and cladding

VelowUp![®]

Smart Bicycle Parking

Wall-mounting (kit 1)




Explanation

When installing multiple VelowUp![®]s you can also use our high-quality aluminum profiles. With these profiles the VelowUp![®]s are mounted in a simple way. On top of that the distance between the VelowUp![®]s can be adjusted at any time

Components

- Premium quality aluminium profile
- Center wall-plate
- Corner wall- plate
- Profile T-nut M6 (6 pcs per VelowUp!)
- Profile T-nut M6 (4 pcs per wall-plate)
- Profile bolt M6 (6 pcs per VelowUp!)
- Profile bolt M6 (4 pcs per wall-plate)
- Screw (4 pcs per wall-plate)*

- *These screws are standard packed with the VelowUp![®]s*




Aluminium profile



Center wall-plate

4x profile bolts



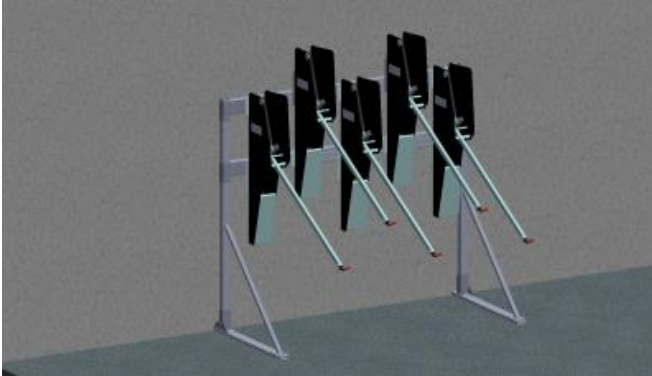
Corner wall-plate

4x profile bolts per mounting plate

VelowUp!®

Smart Bicycle Parking

Rack mounting + floor support, single sided (kit 2)




Explanation

If the walls have insufficient capacity (eg plaster board), the aluminum profiles can be delivered with floor supports /uprights. The distance between the VelowUp!®'s can be adjusted at any time.

Components

- Premium quality aluminium profile
- Floor support 1,5m (every 2 meter), bolt, washer etc. included
- Rack-plate (center)
- Rack-plate (corner left/right)
- Profile T-nut M6 (6 pcs per VelowUp!, 4 or 8 per rack-plate)
- Profile bolt M6 (6 pcs per VelowUp!, 4 or 8 per rack-plate)
- Wedge bolt M10 (2 pcs per upright) – *anchoring to floor*



Aluminium profile



Floor support



Rack-plate (corner: left, right)

4x T-nuts + 4x profile bolts per mounting plate




Rack-plate (center)

8x T-nuts + 8x profile bolts per mounting plate

VelowUp!®

Smart Bicycle Parking

Rack mounting + floor support, double sided (kit 3)




Explanation

If the walls have insufficient capacity (eg plaster board), the aluminum profiles can be delivered with floor supports. The distance between the VelowUp!®'s can be adjusted at any time.

Components


- Premium quality aluminium profile
- Floor support 1,5m (every 2 meter), bolts/washers etc included.
- Rack plate (center)
- Rack plate (corner left/right)
- Profile T-nut M6 (6 pcs per VelowUp!, 4 or 8 per rack-plate)
- Profile bolt M6 (6 pcs per VelowUp!, 4 or 8 per rack-plate)
- Wedge bolt M10 (2 pcs per upright) – *anchoring to floor*



Aluminium profile



Floor support



Rack-plate (corner: left, right)

4x T-nuts + 4x profile bolts per mounting plate



Rack-plate (center)

8x T-nuts + 8x profile bolts per mounting plate

VelowUp!®

Smart Bicycle Parking

The principle of VelowUp!®

Storing the bike

Slide front wheel on hook, take a step back and then – at the same time – pull your bike backwards until the VelowUp!® is activated and your bicycle is lifted. Guide your bike with handlebars until the rear wheel falls into wheel groove and front wheel into the front wheel catch. You can now release your bike.



Removing the bike

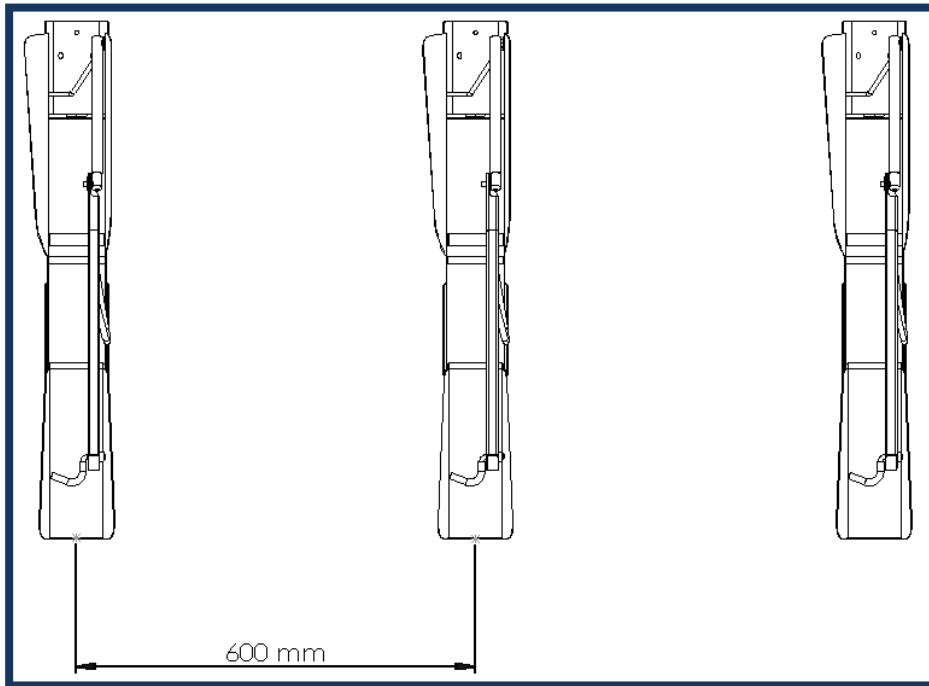
Grip bike with one hand on saddle and one hand on steer wheel and then pull your bike towards you. While pulling apply some pressure to hold the front wheel to the hook so the handlebar moves downwards smoothly. Once the bike is on the ground, take the front wheel off the hook.



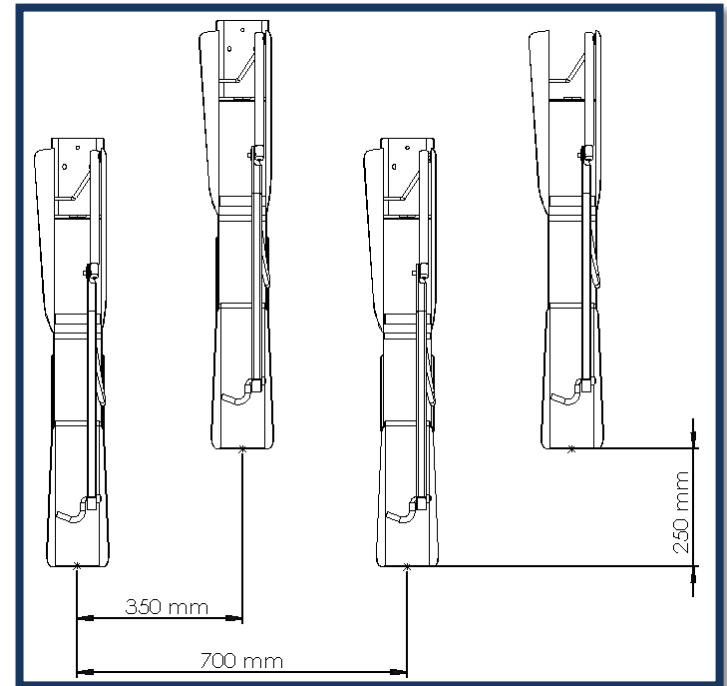
VelowUp![®]

Smart Bicycle Parking

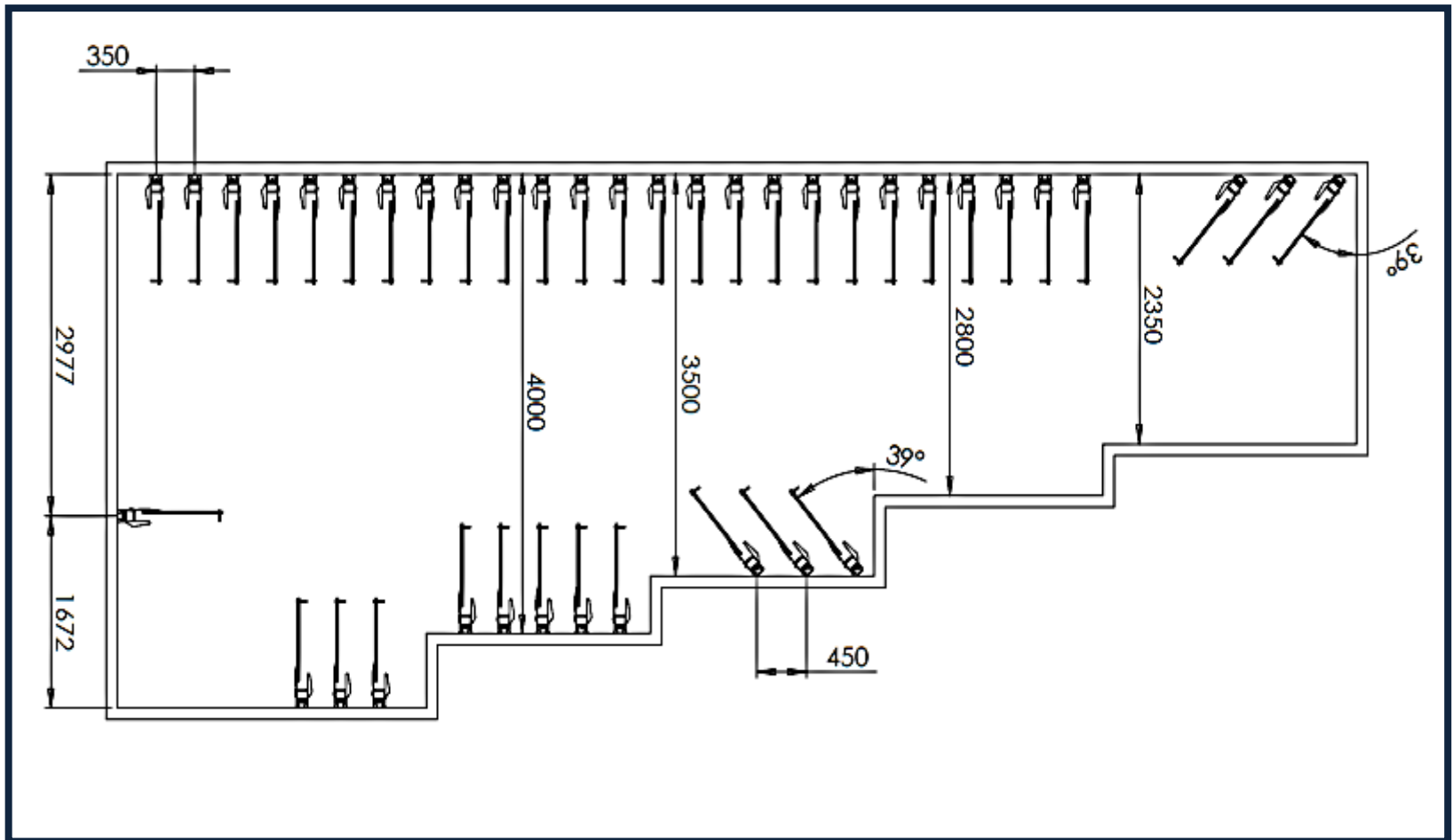
Mounting at similar height



Mounting at different height (high/low)



Minimum dimensions



VelowUp![®]

Smart Bicycle Parking

Logistic information

Product

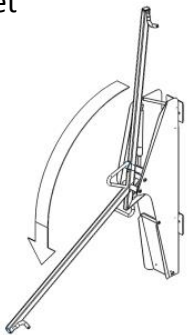
- Depth : 275mm
- Width : 165mm
- Height : 890mm

Carton

- Length : 935mm
- Width : 190mm
- Height : 320mm
- Weight : ca. 9kg

Pallet

- Length : 1200mm
- Width : 1000mm
- Height : 2070mm
- #/pallet : 36 pcs
- Weight/pallet : ca. 340kg



Product Information

- Material : Steel
- Surface treatment : Powder coating, electrolytic galvanized
- Warranty : 6 months

Customer Service

- Lo Minck Systemen BV
- Gansoord 80
- 2165 BD Lisserbroek, Holland
- Tel: 0031-(0)252-420384
- Fax: 0031-(0)252-413187
- E-mail: sales@lo-minck.nl

