

# 275/P10 600A




HYDRAULIC BOLLARD WITH BUILT-IN PUMP

PILOMAT 275/P10 600A is a variant of PILOMAT P SERIES, which has the same general features, but the cylinder is thicker in order to increase the resistance of breakage. It is typically used in business and industry, combined with the classical gates in order to improve the level of passive safety, preventing theft of vehicles and its cargo inside the area.



**PILOMAT**

100% MADE IN ITALY



PAG.1/3

PILOMAT s.r.l.  
www.pilomat.com / pilomat@pilomat.com  
Via Zanica 17/p, 24050, Grassobbio (BG) Italy  
Tel. +39.035.29.72.20  
Copyright 2016© Pilomat S.r.l. All rights reserved

275/P10 600A\_DATASHEET.16 REVIEW 10/05/2016

## OPTIONAL ITEMS

PILOMAT BOLLARD 275/P10 600AIXV - NORMAL STEEL PAINTED

PILOMAT BOLLARD 275/P10 600AIXS - STAINLESS STEEL BRUSHED

PIT IN ALUZINC FOR PILOMAT 275/P10 600A - COUNTERFRAME AND BRACKETS  
ONE PIT FOR EACH BOLLARD

CONTROL UNIT FOR PILOMAT 275/P10 600A

MULTILED FLASHING LIGHT- 27 LED POINTS

BUZZER ACOUSTIC SIGNAL FOR AUTOMATIC BOLLARDS

REFLECTING ADHESIVE STRIP - WHITE (NO-LOGO)

HEAD WITHOUT LOGO FOR PILOMAT 275/P10 600A

PAINTING WITH RAL COLOUR ON REQUEST

BIODEGRADABLE FUCHS OIL FOR HYDRAULIC PUMP

HEATING RESISTANCE FOR PILOMAT BOLLARDS - TRANSFORMER AND THERMOSTAT  
ONE RESISTANCE FOR EACH BOLLARD

RADIO RECEIVER

RADIO TRANSMITTER TWO-CHANNEL

TRAFFIC LIGHT WITH TWO LIGHTS (GREEN-RED)

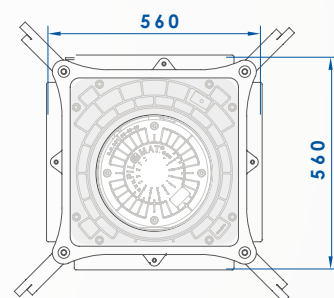
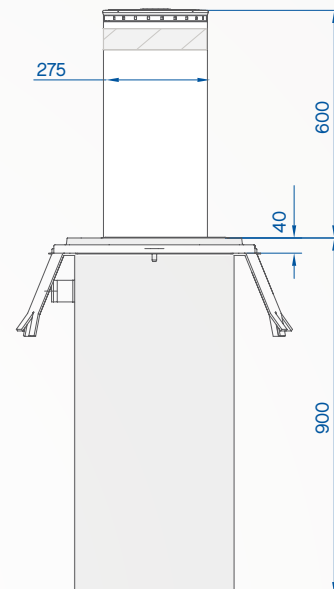
INDUCTIVE DETECTOR FOR LOOPS

INDUCTIVE LOOP - DIMENSION: 7,60m - 9,60m - 12,60m - LINE: 15m AND 30m

TIMER PROGRAMMER

INDUCTIVE CARD READER

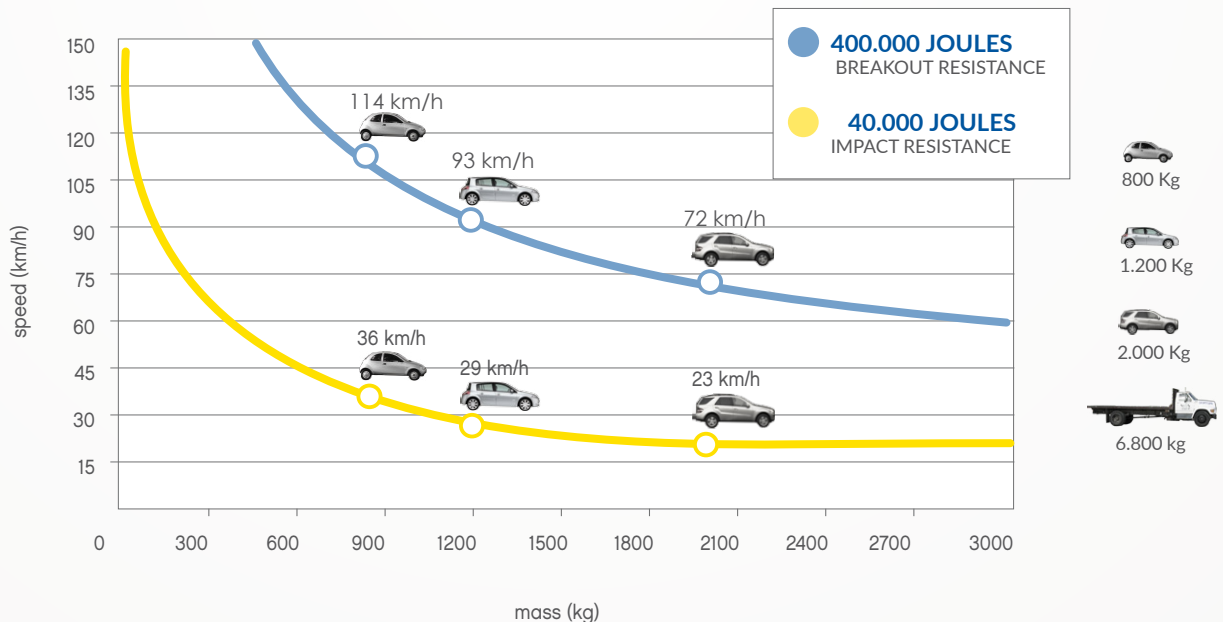
LOCK SELECTOR



# 275/P10 600A



MOVING CYLINDER	NORMAL STEEL FE370 - AISI 304 STAINLESS STEEL
MOVING CYLINDER DIAMETER	275mm
MOVING CYLINDER HEIGHT	600mm
MOVING CYLINDER THICKNESS	10mm
MOVING CYLINDER NORMAL STEEL FINISH	POLYESTER POWDER PAINT - STANDARD GREY ANTHRACITE
MOVING CYLINDER STAINLESS STEEL FINISH	BRUSHED
OTHER MOVING CYLINDER FINISH	RIBS ON CYLINDER'S SURFACE
REFLECTING ADHESIVE STRIP	YES - HEIGHT 55mm
RISING SPEED	15cm/s
LOWERING SPEED	25cm/s
MANUAL EMERGENCY LOWERING	YES (ALSO FOR VERSION WITH AUTOMATIC LOWERING IF POWER FAILED)
SAFETY REVERSAL PRESSURE SWITCH	YES
CONNECTION LINE TO CONTROL UNIT	STANDARD 10m (MAX. LENGTH 80m - WITH HEATING RESISTANCE MAX. 50m)
VOLTAGE FOR CONTROL UNIT	230Vac (+/- 10%) 50/60Hz
HYDRAULIC PUMP	BUILT-IN THE BOLLARD
PROTECTION CLASS	IP67
TYPE OF USE	INTENSIVE - LIFE AVERAGE 3.000.000 MOVEMENTS - 2000 MOVEMENTS/DAY
IMPACT RESISTANCE (WITHOUT DEFORMATION)	40.000 J
BREAKOUT RESISTANCE	400.000 J
OPERATING TEMPERATURE	-40 °C +70 °C (FOR LOW TEMPERATURES SEE HEATING RESISTANCE)



100% MADE IN ITALY

PILOMAT s.r.l.  
 www.pilomat.com / pilomat@pilomat.com  
 Via Zanica 17/p, 24050, Grassobbio (BG) Italy  
 Tel. +39.035.29.72.20  
 Copyright 2016© Pilomat S.r.l. All rights reserved